

MARK OF OUTSTANDING QUALITY

Huot

ST. PAUL, MINNESOTA 55104



NO. 285
250
W/2501

NO. 101
106
201
W/2012

NO. 100
250

NO. 101
201
W/307

GLY-DEX

Super Slides

GLY-DEX[®]

**Exclusive
Feature**

SUPER SLIDES

HUOT EXCLUSIVE. Patented, full suspension compound drawer slides and supports. Unique, strong, uncomplicated design insures long trouble-free service.


HERE IS HOW **GLY-DEX** SUPER SLIDES WILL HELP YOU

- Low friction movement of **GLY-DEX** Super Slides will earn you additional time now lost in fighting jammed and binding drawers. Super Slides pay their own way in time saved.
- **INSTANT DRAWER REMOVAL**, with just finger tip pressure. No removal tool needed. Not a moment lost for any reason—cleaning, etc. This exclusive feature allows you to easily remove the entire drawer and its contents from the chest and take it to the job. Saves time in an emergency.
- **GLY-DEX** Super Slides are also Super Strong, supporting 100% and more weight than many other slides. Saves money too, because they're long lasting.
- Compound full length suspension allows full usage of drawer space. No wasted space.
- **GLY-DEX** Super Slides offer such simple, time saving trouble-free drawer suspension that you wonder why no one thought of it before.

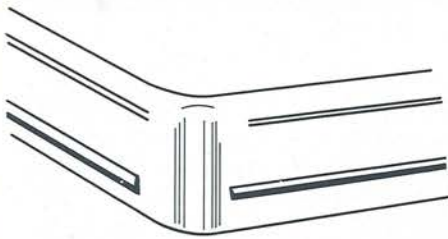
FINGER-TIP OPERATION



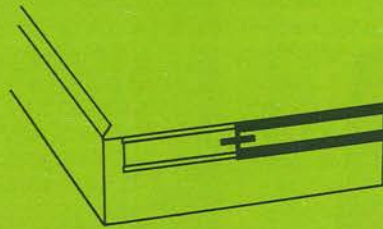
QUICK, EASY REMOVAL



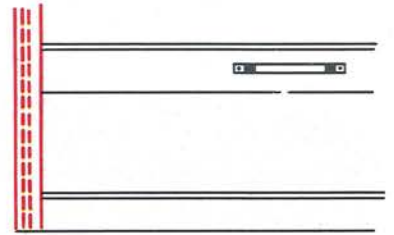
Check the Outstanding



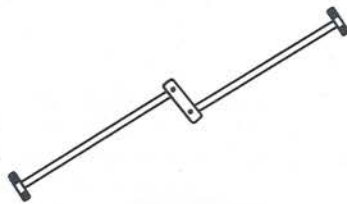
Seamless, drawn one piece covers



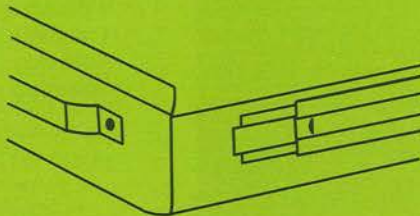
Exclusive **GLY-DEX** Super Slides



Double wall construction plus Z-bar vertical reinforcement





Heavy throw-bar locks



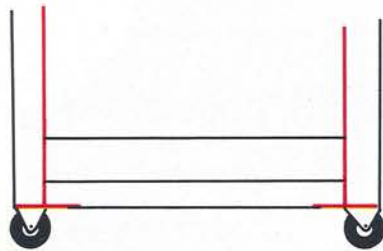
Stainless steel drawer pulls and cork lined drawers

OPEN

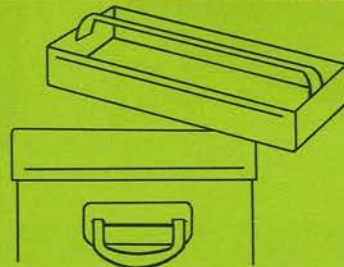
LOCKED



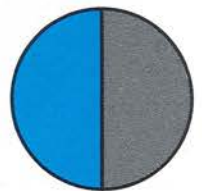

Full security with Hyde-Way locking front on Porta-Cabs.



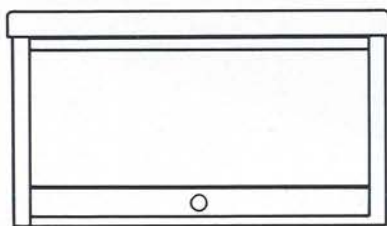
Inner wall helps support and spread caster load




Seamless drawn tote trays, smooth tubular handles, massive end lift handles




Optional Color choice
Oil resistant infra-red baked enamel.



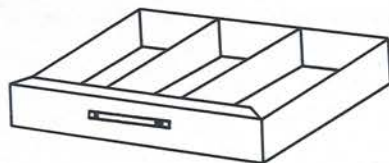
Superior security with locking drop-front chests



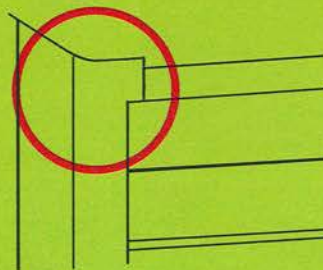
One piece formed drawers for long life.




Optional caster sizes and styles



Movable drawer dividers



Large weld areas at strain points



Versatile Add-A-Drawer units.

Huot**PROFESSIONAL SERIES***... the chests that do everything but hand you the tools!***No. 100**

No. 100 Special Deluxe Chest. It would be hard to dream up an accessory or feature that this chest doesn't have. Six of its 10 balanced drawers are cork lined for added tool protection with a sliding divider in the top one. The extra deep drawer will accommodate a power drill. Double throw-bar lock for security. Tubular handle tote tray included. Available in metallic blue with grey drawers or in solid red.

Overall: 12 $\frac{1}{4}$ "x26 $\frac{1}{4}$ "x19" high
 3 drawers: 4 $\frac{3}{4}$ "x11"x2" high
 3 drawers: 11"x11"x2" high
 1 drawer: 4 $\frac{3}{4}$ "x11"x6" high
 2 drawers: 23"x11"x2" high
 1 drawer: 23"x11"x3" high
 Tote tray: 19 $\frac{1}{2}$ "x8 $\frac{1}{2}$ "x2" high
 Shipping wt.: 80 lbs.

**No. 112**

No. 112 - 12 Drawer Special Deluxe Chest. Same specifications as model No. 100 chest except three 11"x4 $\frac{3}{4}$ "x2" drawers replace the 6" deep drawer for more small tool storage. Nine drawers are cork lined.

No. 101 Deluxe Chest. Just right for the average-size tool collection. Has a dozen deluxe features similar to the larger model 100. Six drawers with non-spill slides . . . 3 drawers cork lined . . . throw-bar type lock . . . deep tote tray with tubular handle. Your choice of blue and grey combination or solid red.

**No. 101**

Overall: 12 $\frac{1}{2}$ "x26 $\frac{1}{4}$ "x14 $\frac{1}{4}$ " high
 2 drawers: 4 $\frac{3}{4}$ "x11"x2" high
 1 drawer: 11"x11"x2" high
 2 drawers: 11"x23"x2" high
 1 drawer: 11"x23"x3" high
 Tote tray: 19 $\frac{1}{2}$ "x8 $\frac{1}{2}$ "x2" high
 Shipping wt.: 63 lbs.

Huot**PROFESSIONAL SERIES****No. 106**

No. 106 Extra Chest. Would you like a couple of extra drawers in your present chest? The model 106 will fit under the 101, 107 or any chest of approximately 12"x26" in size. Lots of storage space at minimum cost. Also may be stacked one above the other for multi-purpose storage. Free-sliding drawer runners equipped with stops permit drawers to be opened to full capacity. Inter-locking corners keep chest in centered position at all times. Built-in lock. Choice of metallic blue with grey drawers or solid red finish.

Overall: 12"x26"x9" high
 2 drawers: 11"x23"x3" high
 Shipping wt.: 32 lbs.

No. 107 Economy Chest. No quality has been sacrificed to make this large-capacity chest a low-priced item. There's lots of storage space here. Top drawer has movable dividers and bottom drawer has socket-holding compartments. May be stacked for multi-chest storage. Built-in lock . . . non-spill compound drawer slides . . . baked enamel finish. Choice of metallic blue with grey drawers or solid red finish.

Overall: 26"x12¼"x12¼" high
 3 drawers: 23"x11"x2" high
 1 drawer: 23"x11"x3" high
 Shipping wt.: 50 lbs.

**No. 107****SUPER DUTY, SUPER SIZE — ALL FOUR MODELS FEATURE:**

Industrial quality, huge storage capacity, 18 and 20 gauge steel, reinforced stress points, superior intersecting-box design, full length double wall construction, oversize patented GLYDEX drawer slides,

casters load rated at 225 lbs. each, best security, all drawers fully covered and locked, bright red baked enamel, full length drawer pulls, seamless drawn tote tray, locking caster.

**Model 570-1
7 DRAWER CHEST**

	H	W	D
Overall	18-1/2	32-1/4	16-1/2
3 Drws.	1-3/4	9-1/8	15-7/16
2 Drws.	1-3/4	29-3/16	15-7/16
1 Drw.	3	29-3/16	15-7/16
1 Drw.	3-5/8	29-3/16	15-7/16

Shipping Weight: 110 lbs.

**Model 565-1
6 DRAWER CABINET**

	H	W	D
Overall	41	34	19-1/8
2 Drws.	3	29-5/32	18
3 Drws.	2-5/8	29-5/32	18
1 Drw.	1-7/8	29-5/32	18
Comp't.	12-1/4	30	

Shipping Weight: 175 lbs.

**Model 580-1
8 DRAWER CHEST**

	H	W	D
Overall	18-1/2	32-1/4	16-1/2
4 Drws.	1-3/4	9-1/8	15-7/16
1 Drw.	1-3/4	29-3/16	15-7/16
1 Drw.	3	29-3/16	15-7/16
1 Drw.	3-5/8	29-3/16	15-7/16
1 Drw.	3-3/4	9-1/8	15-7/16

Shipping Weight: 110 lbs.

**Model 595-1
9 DRAWER CABINET**

	H	W	D
Overall	41	34	19-1/8
3 Drws.	3-3/4	29-5/32	18
2 Drws.	3	29-5/32	18
3 Drws.	2-5/8	29-5/32	18
1 Drw.	1-7/8	29-5/32	18

Shipping Weight: 205 lbs.

Huot**PROFESSIONAL SERIES****No. 250**

No. 250 Porta-Cab. This is easily the professional mechanic's number one choice as the "most wanted" portable tool cabinet. Designed to be a workbench on wheels, it has a variety of sizes and types of drawers to put tools within finger-tip reach. Three of the drawers have movable dividers. The small drawers at the top have cork-lined bottoms for precision tool protection. All of the drawers are mounted on compound GLYDEX slides. The deep drawers have double size, double welded slides for long life. Exclusive double wall construction adds years of usage. Many caster styles are available. Your choice of baked-on metallic blue cabinet with grey drawers or solid red throughout.

Overall: 18"x26½"x33" high
 3 drawers: 6¾"x16"x2" high
 2 drawers: 21½"x16"x2" high
 2 drawers: 21½"x16"x4" high
 Compartment opening: 5½"x22¼"
 Shipping wt.: 110 lbs. without casters



No. 2501 Add-A-Drawer. Now you can add an extra deep drawer to your model 250 Porta-Cab. Fits right into the storage compartment and can be installed in a minute. Made to fit all recent model 250 units. Available in either grey or red baked enamel to match your unit. State color choice when ordering.
 Drawer size: 21½"x16"x5¼" high
 Shipping wt.: 14 lbs.

**No. 201**

No. 201 Porta-Cab. The popular three drawer portable unit. Has the exclusive double wall design which adds years of useful life to this model. Double width, double welded GLYDEX slides will support more weight than will standard slides or rollers. The Hyde-Way panel locks all drawers and compartments with its built in lock. When the Porta-Cab is open, the Hyde-Way panel slips into the protective compartment to prevent loss or damage. Optional caster styles. Your choice of metallic blue baked enamel with grey drawers or solid red throughout.

Overall: 18"x26½"x33" high
 3 drawers: 21½"x16"x4" high
 Compartment opening: 8½"x22¼"
 Shipping wt.: 92 lbs. without casters



No. 2012 Add-A-Drawer Unit. There's room for two additional drawers in the No. 201 Porta-Cab. It's easy to install. Will fit into the bottom storage compartment of all recent model No. 201 Porta-Cabs. Available in either grey hamerlin or red enamel to match your 201 Porta-Cab.
 Drawer size: Each drawer 16"x21½"x4" high
 Shipping wt.: 24 lbs.



No. 306 Conventional Caster. For its four-inch caster, Huot uses a heavy-duty bolt-on type. These casters cannot come off or become wobbly. Hard wheels, oilite bearings with ball bearings at point of swivel. The set consists of two fixed two-swivel casters — one of which is equipped with a brake.

No. 305 Caster. Same as No. 306 except five-inch wheel diameter.



No. 308 Casters. Recommended for extra heavy and industrial service. Our best caster. 5" diameter, 1¼" thick hard rubber with roller axle bearings and double ball bearing race on swivel casters. Plate mounted bolt-on style. Swivel caster lock. 2 fixed, 2 swivel.

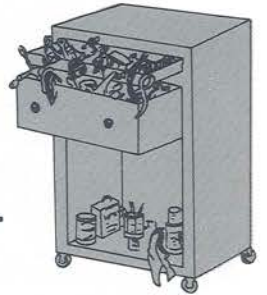


No. 300 Saucer-type Caster. Because it rolls in a 3" steel saucer at a 45 degree angle, this "flying saucer" makes your Porta-Cab fairly fly over rough and littered floors. Design gives the easy rolling quality of a much larger caster. Easy to turn in any direction. Superior bolt-on type.

Huot**PROFESSIONAL SERIES**

DOES YOUR TOOL CABINET LOOK LIKE THIS?

**Sagging, Jammed, Overloaded
Drawers?
Lost Tools, Wasted Time ...
You need a Model 280 Space-
master.**

**No. 280**

No. 280 Spacemaster. Eight big drawers-8,944 cubic inches of totally useable space-in a one piece, easy-rolling cabinet built to rugged HUOT standards. When you load this huge capacity cabinet with tools, you will really appreciate the exclusive load bearing double-wall construction of HUOT products. For the mechanic with a "big" tool storage problem the No. 280 provides the BIG answer.

Featuring cork lining in top two drawers with dividers in four drawers. Compound GLY-DEX drawer slides, stainless steel drawer pulls, Hyde-Way locking front. Available in solid red or metallic blue with grey drawers.

Overall:

18" x 26½" x 34½"	1 drawer: 21½" x 16" x 6" high
high (38½" with 4" casters)	3 drawers: 21½" x 16" x 4" high
(39½" with 5" casters)	4 drawers: 21½" x 16" x 2" high

Shipping weight: 136 lbs., not including casters.
The model 280 may be used as a base cabinet for all HUOT or other 26 in. chest models.



No. 285 Converta-Chest
mounted on No. 250
Porta-Cab.

No. 285 Converta-Chest. A massive Super Deluxe Chest/Cabinet model that is the ultimate answer to the need for more tool holding drawer space. Huge, 5,424 cubic inch capacity contained in nine balanced-for-size drawers. Size and arrangement of drawers is ideal for quick, time saving selection of a large tool assortment. Modular design of the unique No. 285 permits stacking. Mounted on casters the Converta-Chest unit(s) is immediately a rolling Porta-Cab.

Full security with Hyde-Way locking front. Man-sized, chrome plated bar type lifts with matching stainless steel drawer pulls. Precision tool drawers are cork lined and have leather grained vinyl drawer front protectors. Compound drawer slides, movable drawer dividers, welded in place dividers, are standard equipment. Your choice of solid red or metallic blue with grey drawers.

Overall: 18" x 26½" x 24" high,
(28¼" with 4" casters)
(29" with 5" casters)

4 drawers: 6½" x 16" x 2" high
1 drawer: 6½" x 16" x 4" high
2 drawers: 21½" x 16" x 2" high
2 drawers: 21½" x 16" x 4" high
Shipping wt.: 110 lbs.

**No. 285, caster-mounted****No. 285**

Huot**PROFESSIONAL**

No. 600 Deep Drawer Replacement Kit. Owners of a Model 100 chest may order a replacement for the large drawer (6"x11"x4 $\frac{3}{4}$ "") found in the upper right hand corner of their chest, with three smaller drawers (11"x4 $\frac{3}{4}$ "x2" high). Kit consists of three drawers plus 2 pair of extra slides. Specify either red or grey.



No. 270 Illustrated with #303 Drawers

No. 270 Economy Porta-Cab. Put your tools on the move in this low cost way. One or two No. 303 drawers may be added if desired. The bolted assembly using 12 bolts per shelf, along with the welded shelf brackets, makes a twist and shakeproof construction. 18 gauge steel. Optional caster style, metallic blue enamel finish. Shipped knocked down.

Overall: 18"x27"x33" high
Shipping wt.: 50 lbs. K D



No. 307 Folding Shelf. A handy accessory for all Huot Porta-Cabs and will fit most other cabinets, too. Lower it out of the way when not in use, or it can be bolted on for permanency. Raised lip prevents tools from rolling off. Your choice of baked on metallic blue or solid red enamel finish.

Overall: 16"x12 $\frac{1}{2}$ "
Shipping wt.: 6 lbs.



No. 303 Drawer Unit
Size: 16"x21 $\frac{1}{2}$ "x4"
Shipping wt.: 13 lbs.

Huot**UTILITY****No. 502**

Overall: 19"x7"x8 $\frac{1}{2}$ " high
Tote tray: 18 $\frac{3}{4}$ "x6 $\frac{7}{8}$ "x2" high
Shipping wt.: 11 lbs.

No. 502 Tool Chest. A heavy-duty hip-roofed box made of 22 gauge steel. Easy for garage men, repairmen and factory workers to carry around. Full length piano-type hinges, welded-on corner reinforcements, heavy-duty latch and padlock hasp. Steel edges are folded for safety and rigidity. One piece tote tray with tubular handle and socket compartment. Metallic blue finish with red tray.

Overall: 20"x9"x9 $\frac{1}{2}$ " high
2 drawers: 17 $\frac{3}{4}$ "x8 $\frac{1}{4}$ "x2-3/16" high
Tote Tray: 19 $\frac{1}{2}$ "x8 $\frac{1}{2}$ "x2" high
Shipping wt.: 21 lbs.



No. 110 Tool Chest. This one is ideal for service men because the top positioned carrying handle is for one-hand use. Two drawers. Drawn one piece tote tray. Tubular handle. Compound spill-proof drawer slides. Hip-roofed style locks with padlock. Metallic blue with red tote tray and red drawers.

**No. 504**

Overall: 26 $\frac{1}{4}$ "x9"x9 $\frac{1}{2}$ " high
Tote tray: 19 $\frac{1}{2}$ "x8 $\frac{1}{2}$ "x2" high
Shipping wt.: 22 lbs.

No. 504 Tool Box. Largest, heaviest hip-roof box in our line. There are welded-on handles at both ends plus a handle on top. The overlapping cover protects tools from lying in moisture. Sturdy latch and padlock hasp, plus two heavy-duty latches insure maximum protection. Tote tray with rounded corners has a tubular handle and two socket compartments. Baked red enamel finish.

Huot**UTILITY SERIES**

No. 503 Tool Box. The front of this box opens to within 2½" of the bottom and permits tools to be removed without lifting out the tote tray. The cover on this larger size box has a quarter stop piano-type hinge to hold it upright in an open position. Like other Huot tote trays, this one is drawn of one piece with rounded corners, tubular handle and socket compartments. Corner reinforcements are welded on and there are two heavy-duty latches and hasp plus a top handle. Available in baked on enamel metallic blue with red tray.

Overall: 20"x9"x9½" high
Tray 19½"x8½"x2" high
Shipping wt.: 14 lbs.

**No. 503****No. 6194**

No. 6194 Flip-Grip Tool Carrier. Just the thing for small tools for use around the garage, car trunk, boat, etc. Sturdy construction features continuous hinges, heavy carrying handles, and socket compartment. Locks with padlock. Baked enamel red finish.

Overall: 19"x5½"x4" high

No. 6196 Flip-Grip Tool Carrier. Similar to the No. 6194 tool carrier, but of larger capacity and has a newly designed tote tray with socket compartment. The right size for small to medium tools that you may be likely to carry around. Tray and box are finished in red baked on enamel.

Overall: 19"x6"x6½" high
Tray: 18½"x5¼"x1½" high
Shipping wt.: 7 lbs.


**No. 6196****No. 6121**

No. 6121 Tool Box. This is the popular large hip roof design with a two piece flip-grip lid. It has full length continuous hinges with spill-proof heavily plated handles. Locked by padlock through the handles. Single piece construction tote tray has two socket compartments. Baked on red enamel finish.

Overall: 21"x9"x7½" high
Tote tray: 19½"x8½"x2" high
Shipping wt.: 13 lbs.

Huot

DRILL FILING SYSTEMS

No. 760
Drildex**Huot**

DRILDEX

FEATURES

BOTH bench and storage use.

MORE compact.

Polypropylene panels PROTECT drill cutting edges.

RAISED lettering on BOTH sides of drill holding parts.

STEEL case and cover. BAKED enamel finish.

Comes in four popular sizes:

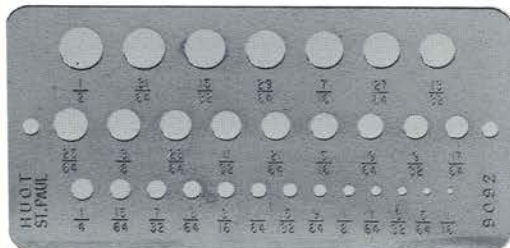
No. 713 capacity 1/16 to 1/4 by 64ths**No. 715** capacity 1/16 to 1/2 by 32nds**No. 729** capacity 1/16 to 1/2 by 64ths**No. 760** capacity 1 to 60 inc.

REAMER INDEXES

No. 14 Holds reamers over and under. Sizes .124, .126, .1865, .249, .251, .3115, .374, .376, .4365, .4385, .499, .501.

No. 129 holds Chucking reamers, sizes 1/16" to 1/2" by 64ths.

No. 360 for taper length reamers, No. 1 to 60 inc.

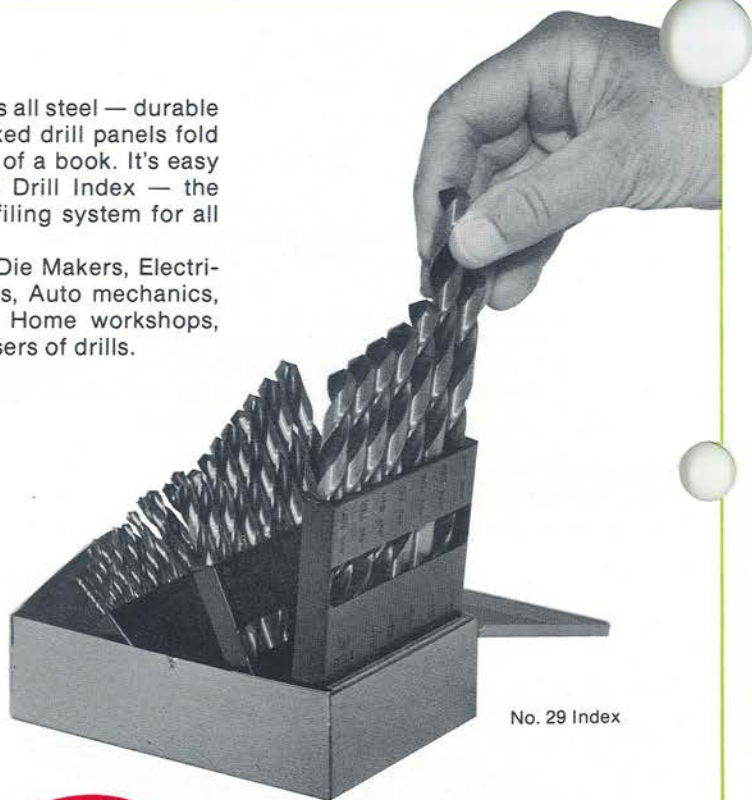
**Huot**

DRILL GAUGE

NO. 9092 For drills 1/16" to 1/2"
by 64ths.

The **Huot Drill Index** is all steel — durable — long lasting. Indexed drill panels fold into index like pages of a book. It's easy picking from a **Huot Drill Index** — the simple and efficient filing system for all twist drills.

Ideal for Tool and Die Makers, Electricians, Cabinet makers, Auto mechanics, Machinists, Schools, Home workshops, Jewelers and other users of drills.



No. 29 Index

Huot Drill Indexes

WIRE GAUGE

No. 20: For wire gauge drills No. 61 to 80. Size 1 1/2" x 9/32" x 2".**No. 60:** For wire gauge drills 1 to 60 inclusive. Decimal equivalents, machine screw tap information. Size 3 1/4" x 4 1/2" x 1".**No. 72:** For wire gauge drills 1 to 60, also 12 taps, 2-56 to 12-24. Size 3 1/4" x 4 1/2" x 1-5/16".**No. 80:** For wire gauge drills 1 to 80. Size 3 1/4" x 4 1/2" x 1-5/16".

The No. 60, No. 60S, No. 80 and No. 72 Indexes have machine screw tap information on the front panel for the following size taps:

2	3	4	4	5	6	6	8	8	10	10	12
56	48	40	48	40	32	40	32	36	24	32	24

FRACTIONAL GAUGE

No. 13: For jobbers or fractional drills 1/16" to 1/4" inclusive by 64ths. Size 2-1/16" x 4 3/8" x 3/8".**No. 15:** For jobbers or fractional drills 1/16" to 1/2" graduated by 32nds. Size 4" x 7" x 1 1/4".**No. 1016:** For Morse taper shank and taper length straight shank drills 33/64" to 3/4" by 64ths. Size 6 1/4" x 14 1/4" x 3 3/8".**No. 2016:** For Morse taper shank and taper length straight shank drills 49/64" to 1" by 64ths. Size 6 1/4" x 14 1/4" x 3 3/8".**No. 21:** For jobbers or fractional drills 1/16" to 3/8" inclusive by 64ths. Decimal equivalents. Size 4" x 6" x 1 1/4".**No. 29:** For jobbers or fractional drills 1/16" to 1/2" inclusive by 64ths. Decimal equivalents. U.S.S. tap information. Size 4" x 7" x 1 1/4".**No. 1508:** For jobbers or fractional drills 1/16" to 9/32" by 32nds. Size 4" x 5 1/4" x 1 1/2".**No. 1316:** For jobbers or fractional drills 1/64" to 1/4" by 64ths. Size 2-1/16" x 4 3/8" x 3/8".

LETTER GAUGE

No. 26: Letter Size. For Letter drills A to Z. Size 4" x 7" x 1 1/4".

STUB LENGTH

No. 2013: Index for stub and screw machine length fractional drills 1/16" to 1/4" inclusive by 64ths. Decimal equivalents. Size 2-1/16" wide, 4 3/8" long, 3/8" deep.**No. 2021:** Index for stub and screw machine length fractional drills 1/16" to 3/8" inclusive by 64ths. Size 4" wide, 6" long, 1 1/8" deep.**No. 2026:** For stub and screw machine letter drills A to Z. Size 4" x 7" x 1 1/4".**No. 2029:** Index for stub and screw machine length fractional drills 1/16" to 1/2" inclusive by 64ths. Decimal equivalents U.S.S. tap information. Size 4" wide, 7" long, 1 1/4" deep.**No. 2060:** Index for stub and screw machine length wire gauge drills 1 to 60 inclusive, decimal equivalents, machine screw tap information. Size 3 1/4" wide, 4 1/2" long, 1" deep.

METRIC GAUGE

All Metric panels with inch decimal equivalents.

No. 4011: Index for Metric drills 1mm to 6mm inclusive by 0.5mm. Size 4" wide, 5 1/2" long, 1 1/2" deep.**No. 4013:** For metric drills 1 to 7mm inclusive by 0.5mm. Size 4" x 5 1/2" by 1 1/2".**No. 4025:** Index for metric drills 1mm to 13mm inclusive by 0.5mm. Size 4" wide, 7" long, 1 3/4" deep.**No. 4019:** For metric drills 1 to 10 mm inclusive by 0.5mm. Size 4" x 6" x 1 1/8".**No. 4041:** Holds metric drills 6mm to 10mm inclusive by 0.1mm. Size 7" wide, 4 1/4" long, 2 1/2" deep.**No. 4050:** For metric drills 1mm to 5.9mm inclusive by 0.1mm. Size 3 1/4" wide, 4 1/2" long, 1" deep.

TAPER LENGTH

No. 329, 1/16 to 1/2 by 64ths taper length.**No. 360,** No. 1 to 60 inc. taper length.**No. 326,** A to Z inc. taper length.

Huot

DRILL FILING SYSTEMS

Huot Drill Dispenser...



The easy way to store and FIND your drills.

The HUOT DRILL DISPENSER eliminates hunting through stacks of packaged drills for the right size. Helps prevent "running out" of drills as complete stock can be seen at a glance.

IDEAL FOR:

Tool Cribbs Industrial Plants
Stock Rooms Machine Shops
Hardware Stores Industrial Suppliers

USED WHEREVER A STOCK OF TWIST DRILLS ARE CARRIED

Raised letters and numbers on drawer fronts for easy reading. Figures are permanent and cannot rub off.

Drill compartments in drawers have rounded bottoms making small drills readily accessible.

All drawers mounted on free sliding compound rails.

Positive drawer stops — no spilled drills.

Built-in pricing or inventory system eliminates need for cost sheets, or will keep record of drills on hand.

Beautiful light gray hammerlin baked enamel finish.

MADE IN 5 SIZES — ELIMINATES THE NEED OF BUYING UNNECESSARY OR UNWANTED CABINET SPACE

Model No. 1 — For Fractional drills 1/16" to 1/2" by 64ths. Has three drawers.

Model No. 2 — For Number drills 1 to 60 inclusive. Has five drawers.

Model No. 3 — For Letter drills A to Z. Has three drawers.

Model No. 4 — For metric drills 1 to 13 mm by 0.5 mm.


Model No. 5 — For metric drills — 1 mm to 5.9 mm by 0.1 mm.

Overall dimensions — all sizes, 14½" long, 7¼" high, 7¼" deep. Drill compartments will hold several dozen drills in the smaller sizes.

Cabinets may be stacked one above the other to save space.

**Huot**

COMBINATION INDEXES



Don't waste time searching for the right drill, get a HUOT COMBINATION DRILL INDEX. If you want to keep ALL of the most commonly used drills, indexed for size and decimal equivalent, right at your fingertips.

FEATURES:

- ALL STEEL CONSTRUCTION, weight 4¼ lbs.
- ALL MODELS A COMPACT 13" x 4½" x 2¼" size
- EASY-TO-READ SIZE MARKINGS
- FOLDING DRILL HOLDING PANELS
- ATTRACTIVE, DURABLE SILVER GRAY baked enamel finish
- SAVES TIME, SAVES DRILLS, SAVES MONEY

Sizes:

No. 135 — holds fractional drills 1/16" to 1/2" by 64ths. Wire gauge drills No. 1 to 80 incl. and letter drills A to Z. Capacity 135 drills.

No. 134 — holds fractional drills 1/16" to 1/2" by 64ths. Wire gauge drills No. 1 to 80 incl. and includes capacity for metric drills 1mm to 13mm by 0.5mm. Capacity 134 drills.

No. 115 — holds fractional drills 1/16" to 1/2" by 64ths. Wire gauge drills No. 1 to 60 incl. and letter drills A to Z. Capacity 115 drills.

**Huot** DRILL STANDS

Hang it on a wall, use it on a bench stand or mount it on a drill press. Made of a single piece of prime zinc grip steel, rigidly formed and welded. Brightly painted finish.

No. 829 Huot Drill Stand


For Jobbers or Fractional Drills 1/16" to 1/2" (by 64ths) Overall size: 5-5/8" x 2-5/8" x 1-1/2"

No. 826 Huot Drill Stand

For Letter Drills A to Z. Overall size: 5-5/8" x 2-5/8" x 1-1/2".

No. 860 Huot Drill Stand

For Wire Gauge Drills No. 1 to 60. Overall size: 5-1/4" x 1-5/8" by 1-1/4".



No. 9990 Tool Box Tree
assortment

Phone (612) 646-1869



NO. 107
270
W/(2)303

NO. 101
201

NO. 108
276

NO. 285
285

NO. 112
280

SOLD BY