



MARK OF OUTSTANDING QUALITY

**GLY-DEX**



# GLY-DEX

**Exclusive  
Feature**

## SUPER SLIDES

**HUOT EXCLUSIVE.** Patented, full suspension compound drawer slides and supports. Unique, strong, uncomplicated design insures long trouble-free service.

HERE IS HOW **GLY-DEX** SUPER SLIDES WILL HELP YOU

- Low friction movement of **GLY-DEX** Super Slides will earn you additional time now lost in fighting jammed and binding drawers. Super Slides pay their own way-in time saved.

- **INSTANT DRAWER REMOVAL**, with just finger tip pressure. No removal tool needed. Not a moment lost for any reason-cleaning, etc. This exclusive feature allows you to easily remove the entire drawer and its contents from the chest and take it to the job. Saves time in an emergency.

- **GLY-DEX** Super Slides are also Super Strong, supporting 100% and more weight than many other slides. Saves money too, because they're long lasting.

- Compound full length suspension allows full usage of drawer space. No wasted space.

- **GLY-DEX** Super Slides offer such simple, time saving trouble-free drawer suspension that you wonder why no one thought of it before.

### FINGER-TIP OPERATION



### QUICK, EASY REMOVAL

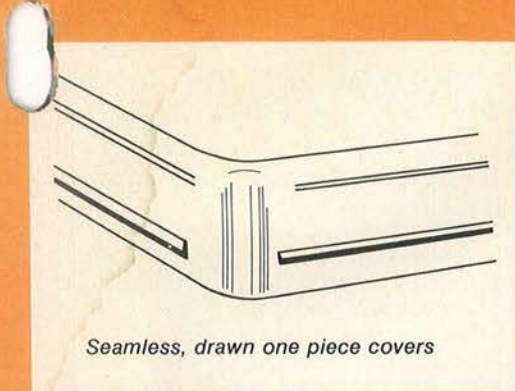




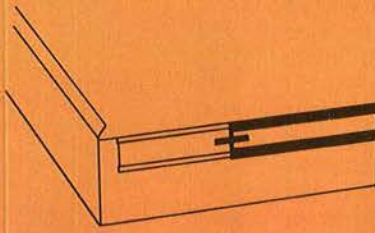
# Check the Outstanding

**Huot**

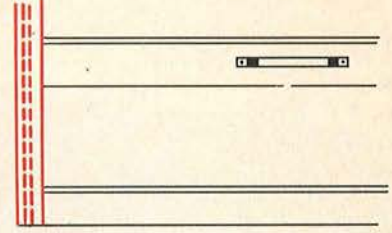
# Features



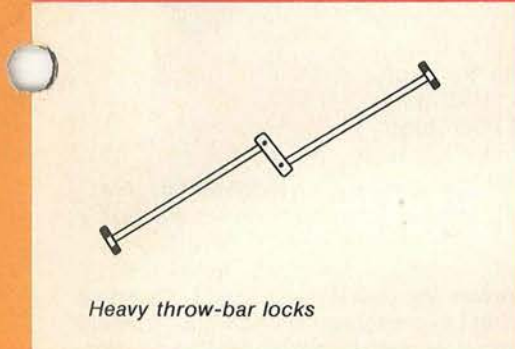
Seamless, drawn one piece covers



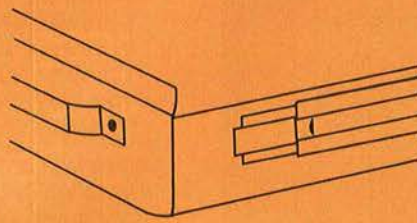
Exclusive **GLY-DEX** Super Slides



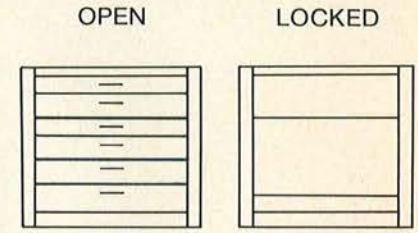
Double wall construction plus Z-bar vertical reinforcement



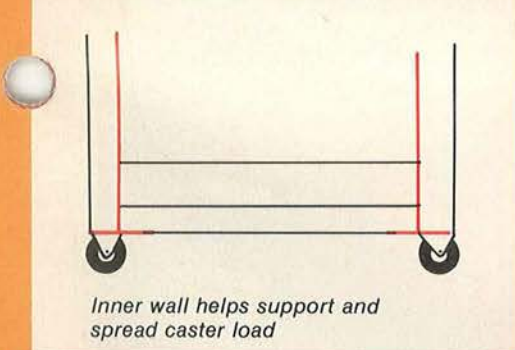
Heavy throw-bar locks



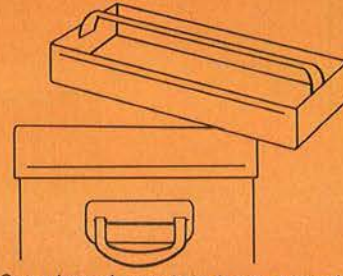
Stainless steel drawer pulls and cork lined drawers




Full security with Hyde-Way locking front on Porta-Cabs.



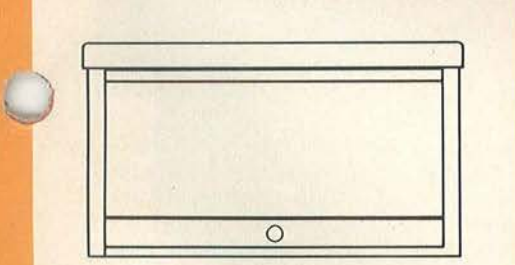
Inner wall helps support and spread caster load



Seamless drawn tote trays, smooth tubular handles, massive end lift handles



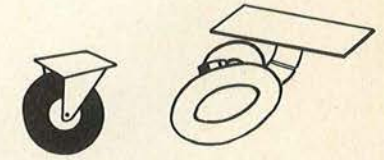
Optional Color choice  
Oil resistant infra-red baked enamel.



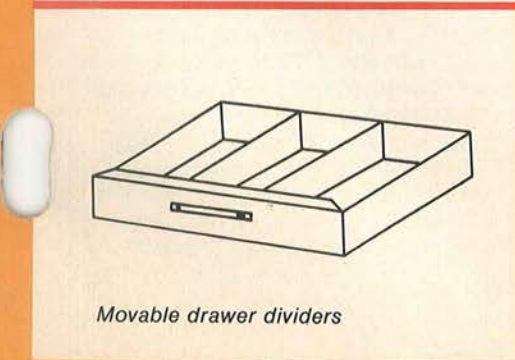
Superior security with locking drop-front chests



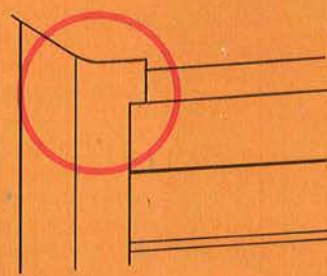
One piece formed drawers for long life.




Optional caster sizes and styles



Movable drawer dividers



Large weld areas at strain points



Versatile Add-A-Drawer units.



# Huot Professional Series

... the chests that do everything but hand you the tools!



**No. 100 Special Deluxe Chest.** It would be hard to dream up an accessory or feature that this chest doesn't have. Six of its 10 balanced drawers are cork lined for added tool protection with a sliding divider in the top one. The extra deep drawer will accommodate a power drill. Double throw-bar lock for security. Tubular handle tote tray included. Available in metallic blue with grey drawers or in solid red.

Overall: 12 $\frac{1}{4}$ "x26 $\frac{1}{4}$ "x19" high  
3 drawers: 4 $\frac{3}{4}$ "x11"x2" high  
3 drawers: 11"x11"x2" high  
1 drawer: 4 $\frac{3}{4}$ "x11"x6" high  
2 drawers: 23"x11"x2" high  
1 drawer: 23"x11"x3" high  
Tote tray: 19 $\frac{1}{2}$ "x8 $\frac{1}{2}$ "x2" high  
Shipping wt.: 80 lbs.

**No. 112 - 12 Drawer Special Deluxe Chest.** Same as model No. 100 chest except three 11"x4 $\frac{3}{4}$ "x2" drawers replace the 6" deep drawer for more small tool storage. Nine drawers are cork lined.



**No. 600 Deep Drawer Replacement Kit.** Owners of a Model 100 chest may order a replacement for the large drawer (6"x11"x4 $\frac{3}{4}$ ") found in the upper right hand corner of their chest, with three smaller drawers (11"x4 $\frac{3}{4}$ "x2" high). Kit consists of three drawers plus 2 pair of extra slides. Specify either red or grey.

**No. 101 Deluxe Chest.** Just right for the average-size tool collection. Has a dozen deluxe features similar to the larger model 100. Six drawers with non-spill slides . . . 3 drawers cork lined . . . throw-bar type lock . . . deep tote tray with tubular handle. Your choice of blue and grey combination or solid red.

Overall: 12 $\frac{1}{2}$ "x26 $\frac{1}{4}$ "x14 $\frac{1}{4}$ " high  
2 drawers: 4 $\frac{3}{4}$ "x11"x2" high  
1 drawer: 11"x11"x2" high  
2 drawers: 11"x23"x2" high  
1 drawer: 11"x23"x3" high  
Tote tray: 19 $\frac{1}{2}$ "x8 $\frac{1}{2}$ "x2" high  
Shipping wt.: 63 lbs.



**Huot**

# Professional Series



**No. 106 Extra Chest.** Would you like a couple of extra drawers in your present chest? The model 106 will fit under the 101, 107 or any chest of approximately 12"x26" in size. Lots of storage space at minimum cost. Also may be stacked one above the other for multi-purpose storage. Free-sliding drawer runners equipped with stops permit drawers to be opened to full capacity. Inter-locking corners keep chest in centered position at all times. Built-in lock. Choice of metallic blue with grey drawers or solid red finish.

Overall: 12"x26"x9" high  
2 drawers: 11"x23"x3" high  
Shipping wt.: 32 lbs.

**No. 107 Economy Chest.** No quality has been sacrificed to make this large-capacity chest a low-priced item. There's lots of storage space here. Top drawer has movable dividers and bottom drawer has socket-holding compartments. Built-in lock . . . non-spill compound drawer slides . . . baked enamel finish. Choice of metallic blue with grey drawers or solid red finish.

Overall: 26"x12 $\frac{1}{4}$ "x12 $\frac{1}{4}$ " high  
3 drawers: 23"x11"x2" high  
1 drawer: 23"x11"x3" high  
Shipping wt.: 50 lbs.



## Super Duty... ...Super Size



**No. 108 Super Duty Chest.** If you need an extra large and extra rugged chest — one made of 18 gauge and heavier steel and reinforced — this is your number. It is designed for heavy duty work — the kind done by truck mechanics, construction crews, maintenance men and oil industry mechanics. The drawers are long, wide and deep. Top drawers have movable dividers. Double width, double welded compound drawer slides. Built-in lock. Baked enamel blue metallic finish with grey drawers.



Overall: 28"x15"x21" high  
3 drawers: 25"x13 $\frac{3}{4}$ "x2" high  
2 drawers: 25"x13 $\frac{3}{4}$ "x3" high  
1 drawer: 25"x13 $\frac{3}{4}$ "x5" high  
Shipping wt.: 110 lbs.

### No. 276 Super Duty Porta-Cab.

A fitting companion for the No. 108 Super Duty chest. Ideal when a larger — heavier even than our No. 201 — three drawer portable cabinet is required. Made completely of 18 gauge and heavier steel with exclusive double wall construction. Extra deep bottom drawer has two oversized slides on each side. The Hyde-Way panel locks the unit completely and slides back into the cabinet. Metallic blue enamel finish with grey drawers.

Overall: 28 $\frac{1}{2}$ "x18"x31 $\frac{1}{8}$ " high  
(without casters)  
2 drawers: 23 $\frac{1}{4}$ "x16"x3" high  
1 drawer: 23 $\frac{1}{4}$ "x16"x6" high  
Shipping wt.: 115 lbs. without casters  
Numbers 305, 306 or 308 casters are recommended.




**Huot**

# Professional Series



**No. 250 Porta-Cab.** This is easily the professional mechanic's number one choice as the "most wanted" portable tool cabinet. Designed to be a workbench on wheels, it has a variety of sizes and types of drawers to put tools within finger-tip reach. Three of the drawers have movable dividers. The small drawers at the top have cork-lined bottoms for precision tool protection. All of the drawers are mounted on compound GLYDEX slides. The deep drawers have double size, double welded slides for long life. Exclusive double wall construction adds years of usage. Many caster styles are available. Your choice of baked-on metallic blue cabinet with grey drawers or solid red throughout.

Overall: 18"x26½"x33" high  
 3 drawers: 6¾"x16"x2" high  
 2 drawers: 21½"x16"x2" high  
 2 drawers: 21½"x16"x4" high  
 Compartment opening: 5½"x22¼"  
 Shipping wt.: 110 lbs. without casters



**No. 2501 Add-A-Drawer.** Now you can add an extra deep drawer to your model 250 Porta-Cab. Fits right into the storage compartment and can be installed in a minute. Made to fit all recent model 250 units. Available in either grey or red baked enamel to match your unit. State color choice when ordering.  
 Drawer size: 21½"x16"x5¼" high  
 Shipping wt.: 14 lbs.



**No. 201 Porta-Cab.** The popular three drawer portable unit. Has the exclusive double wall design which adds years of useful life to this model. Double width, double welded GLYDEX slides will support more weight than will standard slides or rollers. The Hyde-Way panel locks all drawers and compartments with its built in lock. When the Porta-Cab is open, the Hyde-Way panel slips into the protective compartment to prevent loss or damage. Optional caster styles. Your choice of metallic blue baked enamel with grey drawers or solid red throughout.

Overall: 18"x26½"x33" high  
 3 drawers: 21½"x16"x4" high  
 Compartment opening: 8½"x22¼"  
 Shipping wt.: 92 lbs. without casters



**No. 2012 Add-A-Drawer Unit.** There's room for two additional drawers in the No. 201 Porta-Cab. It's easy to install. Will fit into the bottom storage compartment of all recent model No. 201 Porta-Cabs. Available in either grey hammerlin or red enamel to match your 201 Porta-Cab.  
 Drawer size: Each drawer 16"x21½"x4" high  
 Shipping wt.: 24 lbs.



**No. 306 Conventional Caster.** For its four-inch caster, Huot uses a heavy-duty bolt-on type. These casters cannot come off or become wobbly. Hard rubber wheels, bronze bearings with ball bearings at point of swivel. The set consists of two fixed two-swivel casters — one of which is equipped with a brake.

**No. 305 Caster.** Same as No. 306 except five-inch wheel diameter.



**No. 308 Casters.** Recommended for extra heavy and industrial service. Our best caster. 5" diameter, 1¼" thick hard rubber with roller axle bearings and double ball bearing race on swivel casters. Plate mounted bolt-on style. Swivel caster lock.



**No. 300 Saucer-type Caster.** Because it rolls in a 3" steel saucer at a 45 degree angle, this "flying saucer" makes your Porta-Cab fairly fly over rough and littered floors. Design gives the easy rolling quality of a much larger caster. Easy to turn in any direction. Superior bolt-on type.



**Huot**

# Professional Series



**No. 285 Converta-Chest.** A massive Super Deluxe Chest/Cabinet model that is the ultimate answer to the need for more tool holding drawer space. Huge, 5,424 cubic inch capacity contained in nine balanced-for-size drawers. Size and arrangement of drawers is ideal for quick, time saving selection of a large tool assortment. Modular design of the unique No. 285 permits stacking. Mounted on casters the Converta-Chest unit(s) is immediately a rolling Porta-Cab.

Full security with Hyde-Way locking front. Man-sized, chrome plated bar type lifts with matching stainless steel drawer pulls. Precision tool drawers are cork lined and have leather grained vinyl drawer front protectors. Compound drawer slides, movable drawer dividers, welded in place dividers, tote tray, are standard equipment. Your choice of solid red or metallic blue with grey drawers.

Overall: 18"x26½"x24" high,  
(28¼" with 4" casters)  
(29" with 5" casters)

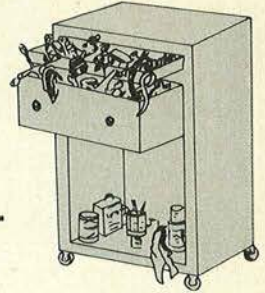
4 drawers: 6"x16"x2" high  
1 drawer: 6"x16"x4" high  
2 drawers: 21½"x16"x2" high  
2 drawers: 21½"x16"x4" high  
tote tray: 19½"x8½"x2" high  
Shipping wt.: 110 lbs.



No. 285, caster-mounted

## DOES YOUR TOOL CABINET LOOK LIKE THIS?

**Sagging, Jammed, Overloaded  
Drawers?  
Lost Tools, Wasted Time...  
You need a Model 280 Space-  
master.**



**No. 280 Spacemaster.** Eight big drawers-8,944 cubic inches of totally useable space-in a one piece, easy-rolling cabinet built to rugged HUOT standards. When you load this huge capacity cabinet with tools, you will really appreciate the exclusive load bearing double-wall construction of HUOT products. For the mechanic with a "big" tool storage problem the No. 280 provides the BIG answer.

Featuring cork lining in top two drawers with dividers in four drawers. Compound GLY-DEX drawer slides, stainless steel drawer pulls, Hyde-Way locking front. Available in solid red or metallic blue with grey drawers.

### Overall:

18"x26½"x34½" 1 drawer: 21½"x16"x6" high  
high (38½" with 4" 3 drawers: 21½"x16"x4" high  
casters) (39½" with 4 drawers: 21½"x16"x2" high  
5" casters)

Shipping weight: 136 lbs., not including casters.  
The model 280 may be used as a base cabinet for  
all HUOT or other 26 in. chest models.



No. 285 Converta-Chest  
mounted on No. 250  
Porta-Cab.







**NO. 110**  
707

**NO. 107**  
270  
W/(2)303

**NO. 101**  
201

**NO. 108**  
276

**NO. 285**  
285

**NO. 112**  
280



# Outstanding Quality



NO. 285  
250  
W/2501

NO. 101  
106  
201  
W/2012

NO. 100  
250

NO. 101  
201  
W/307




**Huot**

# Professional Series


**No. 707 Station Wagon.** Easy to maneuver over ruts and bumps. An all-steel reinforced welded cabinet is mounted on a strong angle iron frame. Six inch diameter wheels have oilite bearings and rubber tires. Equipped with four big drawers and a storage compartment which can be locked with a padlock. Top drawer has movable dividers for small tools . . . spill-proof compound drawer slides . . . compartment door slides out of the way when opened . . . tubular tilt handle . . . back guard fence prevents tools from falling off. Bright red baked enamel finish.

Overall: 26"x12"x32" high, less handle  
 3 drawers: 11"x23"x3" high  
 1 drawer: 11"x23"x2" high  
 Compartment: 25¼"x11½"x15" high  
 Shipping wt.: 67 lbs.



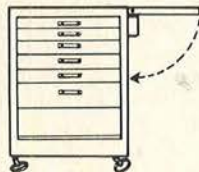
**No. 270 Economy Porta-Cab.** Put your tools on the move in this low cost way. One or two No. 303 drawers may be added if desired. The bolted assembly using 12 bolts per shelf, along with the welded shelf brackets, makes a twist and shakeproof construction. 18 gauge steel. Optional caster style, metallic blue enamel finish. Shipped knocked down.

Overall: 18"x27"x33" high  
 Shipping wt.: 50 lbs. K D



**No. 303 Drawer Unit.** For use with the No. 270 Porta-Cab, or may be used separately for attaching under bench or counter top. Sliding bolt latch for padlock security. Furnished complete with necessary supports and compound slides. Grey baked enamel hammerlin finish.

Drawer size: 16"x21"x4" high  
 Shipping wt.: 15 lbs.



**No. 307 Folding Shelf.** A handy accessory for all Huot Porta-Cabs and will fit most other cabinets, too. Lower it out of the way when not in use, or it can be bolted on for permanency. Raised lip prevents tools from rolling off. Your choice of baked on metallic blue or solid red enamel finish. Overall: 16"x12½" Shipping wt.: 6 lbs.








## Pick-a-Chest from the *Huot* Tool Box Tree

There's a Huot tool box your size . . . from a "haul it all on a call" size to a tote tray for a quick trip across the shop. Heavy gauge metal; strong construction; heavy duty hinges; baked enamel finish. A size and shape for every use.

**No. 9990 Tool Box Tree.** Jobbers' display fixture with assorted boxes.





**Huot**

# Utility Series

**No. 110 Tool Chest.** This one is ideal for service men because the top positioned carrying handle is for one-hand use. Two drawers. Drawn one piece tote tray. Tubular handle. Compound spill-proof drawer slides. Hip-roofed style locks with padlock. Metallic blue with red tote tray and red drawers.

Overall: 20"x9"x9½" high  
 2 drawers: 17¾"x8¼"x2-3/16" high  
 Tote Tray: 19½"x8½"x2" high  
 Shipping wt.: 21 lbs.



**No. 502 Tool Chest.** A heavy-duty hip-roofed box made of 22 gauge steel. Easy for garage men, repair men and factory workers to carry around. Full length piano-type hinges, welded-on corner reinforcements, heavy-duty latch and padlock hasp. Steel edges are folded for safety and rigidity. One piece tote tray with tubular handle and socket compartment. Metallic blue finish with red tray.

Overall: 19"x7"x8½" high  
 Tote tray: 18¾"x6-7/8"x2" high  
 Shipping wt.: 11 lbs.

**No. 104 Machinist Chest.** If security is your problem—you'll like this locking arrangement. With a single turn of the key, the entire chest is completely locked. This feature eliminates the need for hasps, snaps or bolts and gives the chest a smooth streamlined appearance. All drawers have long-wearing cork bottom liners for tool protection. The top compartment has a hanger for an 18" scale. Drawers have compound slides and stops. Finished in brown textured enamel with grey drawers.

Overall: 19¾"x8¾"x13¾" high  
 4 drawers: 8¼"x7¾"x1" high  
 2 drawers: 8¼"x7¾"x2" high  
 1 drawer: 17¼"x7¾"x2" high  
 Top compartment: 19½"x8¼"x5½" high  
 Shipping wt.: 28 lbs.



**No. 504 Tool Box.** Largest, heaviest hip-roof box in our line. There are welded-on handles at both ends plus a handle on top. The overlapping cover protects tools from lying in moisture. Sturdy latch and padlock hasp, plus two heavy-duty latches insure maximum protection. Tote tray with rounded corners has a tubular handle and two socket compartments. Baked red enamel finish.

Overall: 26¼"x9"x9½" high  
 Tote tray: 19½"x8½"x2" high  
 Shipping wt.: 22 lbs.






# Huot Utility Series

**No. 503 Tool Box.** The front of this box opens to within 2½" of the bottom and permits tools to be removed without lifting out the tote tray. The cover on this larger size box has a quarter stop piano-type hinge to hold it upright in an open position. Like other Huot tote trays, this one is drawn of one piece with rounded corners, tubular handle and socket compartments. Corner reinforcements are welded on and there are two heavy-duty latches and hasp plus a top handle. Available in baked on enamel metallic blue with red tray.

Overall: 20"x9"x9½" high  
 Tray 19½"x8½"x2" high  
 Shipping wt.: 14 lbs.



**No. 6194 Flip-Grip Tool Carrier.** Just the thing for small tools for use around the garage, car trunk, boat, etc. Sturdy construction features continuous hinges, heavy carrying handles, and socket compartment. Locks with padlock. Baked enamel red finish.

Overall: 19"x5½"x4" high

**No. 6196 Flip-Grip Tool Carrier.** Similar to the No. 6194 tool carrier, but of larger capacity and has a newly designed tote tray with socket compartment. The right size for small to medium tools that you may be likely to carry around. Tray and box are finished in red baked on enamel.

Overall: 19"x6"x6½" high  
 Tray: 18½"x5¼"x1½" high  
 Shipping wt.: 7 lbs.



**No. 6121 Tool Box.** This is the popular large hip roof design with a two piece flip-grip lid. It has full length continuous hinges with spill-proof heavily plated handles. Locked by padlock through the handles. Single piece construction tote tray has two socket compartments. Baked on red enamel finish.

Overall: 21"x9"x7½" high  
 Tote tray: 19½"x8½"x2" high  
 Shipping wt.: 13 lbs.



**Huot**

# Drill Filing Systems

**Huot**

## DRILDEX

THE AMAZING FOLDING DRILL CASE AND BENCH STAND That's Worth More and Sells for Much Less!

### FEATURES

BOTH bench and storage use.

MORE compact.

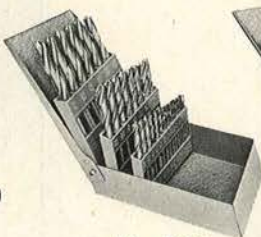
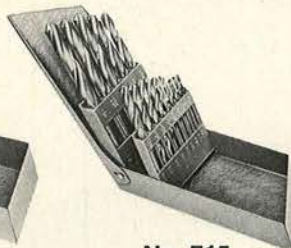

Polypropylene panels PROTECT drill cutting edges.

RAISED lettering on BOTH sides of drill holding panel.

STEEL case and cover. BAKED enamel finish.



Comes in the four most popular sizes:  
**No. 713** capacity 1/16 to 1/4 by 64ths  
**No. 715** capacity 1/16 to 1/2 by 32nds  
**No. 729** capacity 1/16 to 1/2 by 64ths  
**No. 760** capacity 1 to 60 inc.

**No. 760****No. 729****No. 715****No. 713**

## Huot Drill Indexes

### WIRE GAUGE

**No. 20:** For wire gauge drills No. 61 to 80. Size 1 1/2" x 9/32" x 2".

**No. 60:** For wire gauge drills 1 to 60 inclusive. Decimal equivalents, machine screw tap information. Size 3 3/4" x 4 1/2" x 1".

**No. 72:** For wire gauge drills 1 to 60, also 12 taps, 2-56 to 14-20. Size 3 3/4" x 4 1/2" x 1-5/16".

**No. 80:** For wire gauge drills 1 to 80. Size 3 3/4" x 4 1/2" x 1-5/16".

The No. 60, No. 60S, No. 80 and No. 72 Indexes have machine screw tap information on the front panel for the following size taps:

2 3 4 4 5 6 6 8 10 10 12 14  
56 48 36 40 40 32 40 32 24 32 24 20

### FRACTIONAL GAUGE

**No. 13:** For jobbers or fractional drills 1/16" to 1/4" inclusive by 64ths. Size 2-1/16" x 4 3/8" x 5/8".

**No. 15:** For jobbers or fractional drills 1/16" to 1/2" graduated by 32nds. Size 4" x 7" x 1 1/4".

**No. A16:** For Morse Taper Shank drills 33/64" to 3/4" by 64ths. Size 5 1/2" x 12" x 2 3/4".

**No. B16:** For Morse Taper Shank drills 49/64" to 1" by 64ths. Size 6 1/4" x 14 1/4" x 3 3/8".

**No. 21:** For jobbers or fractional drills 1/16" to 3/8" inclusive by 64ths. Decimal equivalents. Size 4" x 6" x 1 1/4".

**No. 29:** For jobbers or fractional drills 1/16" to 1/2" inclusive by 64ths. Decimal equivalents. U.S.S. and S.A.E. tap information. Size 4" x 7" x 1 1/4".

### LETTER GAUGE

**No. 26:** Letter Size. For Letter drills A to Z. Size 4" x 7" x 1 1/4".

### STUB LENGTH

**No. S13:** Index for stub and screw machine length fractional drills 1/16" to 1/4" inclusive by 64ths. Decimal equivalents. Size 2-1/16" wide, 4 3/8" long, 5/8" deep.

**No. S21:** Index for stub and screw machine length fractional drills 1/16" to 3/8" inclusive by 64ths. Size 4" wide, 6" long, 1 1/8" deep.

**No. S26:** For stub and screw machine letter drills A to Z. Size 4" x 7" x 1 1/4".

**No. S29:** Index for stub and screw machine length fractional drills 1/16" to 1/2" inclusive by 64ths. Decimal equivalents U.S.S. and S.A.E. tap information. Size 4" wide, 7" long, 1 1/4" deep.

**No. S60:** Index for stub and screw machine length wire gauge drills 1 to 60 inclusive, decimal equivalents, machine screw tap information. Size 3 3/4" wide, 4 1/2" long, 1" deep.

### METRIC GAUGE

**No. M11:** Index for Metric drills 1 M.M. to 6 M. M. inclusive by 1/2 M.M. Size 2-1/16" wide, 4 3/8" long, 5/8" deep.


**No. M25:** Index for Metric drills 1 M.M. to 13 M.M. inclusive by 1/2 M.M. Size 4" wide, 7" long, 1 1/4" deep.

### TAPER LENGTH

**No. T29:** 1/16 to 1/2 by 64ths taper length.


**No. T60:** No. 1 to 60 inc. taper length.

**No. T26:** A to Z inc. taper length.

**No. 29**

The Huot Drill Index is all steel—durable—long lasting. Indexed drill panels fold into index like pages of a book. It's easy picking from a Huot Drill Index—the simple and efficient filing system for all twist drills.

Ideal for Tool and Die Makers, Electricians, Cabinet makers, Auto mechanics, Machinists, Schools, Home workshops, Jewelers and other users of small drills.



### NO. 40 THUMB DRILL INDEX

Holds 40 thumb drills, used by gas appliance servicemen and welders for orifice cleaning. Index stands upright for use, closes for storage. Size: 7 1/2" x 3 1/2" x 1 1/4".




**Huot**

# Drill Filing Systems

**Huot**

## Drill Dispenser...

**Model No. 2**

Cabinets may be stacked one above the other to save space.



### The easy way to store and FIND your drills

The HUOT DRILL DISPENSER eliminates hunting through stacks of packaged drills for the right size. Helps prevent "running out" of drills as complete stock can be seen at a glance.

#### IDEAL FOR:

Tool Cribs	Industrial Plants
Stock Rooms	Machine Shops
Hardware Stores	Industrial Suppliers

#### USED WHEREVER A STOCK OF TWIST DRILLS ARE CARRIED

Raised letters and numbers on drawer fronts for easy reading. Figures are permanent and cannot rub off.

Drill compartments in drawers have rounded bottoms making small drills readily accessible. All drawers mounted on free sliding compound rails.

Positive drawer stops—no spilled drills.

Built-in pricing or inventory system eliminates need for cost sheets, or will keep record of drills on hand.

Beautiful light gray hammerlin baked enamel finish.

#### MADE IN 3 SIZES—ELIMINATES THE NEED OF BUYING UNNECESSARY OR UNWANTED CABINET SPACE

**Model No. 1**—For Fractional drills 1/16" to 1/2" by 64ths. Has three drawers.

**Model No. 2**—For Number drills 1 to 60 inclusive. Has five drawers.

**Model No. 3**—For Letter drills A to Z. Has three drawers.

Overall dimensions—all sizes, 14 1/2" long, 7 1/4" high, 7 1/4" deep. Drill compartments will hold several dozen drills in the smaller sizes.

**Huot**

## Drill Stands

**RUGGED**—rigidly formed and welded. Long-lasting steel. Brightly plated.  
**USABILITY**—hang on wall, drill press, etc.  
**COMPACT**—rectangular shape uses minimum space.

**LOW COST**—Huot Drill Stands provide drill separation at minimum expense.

Three Models

**No. 829** Huot Drill Stand.

For Jobbers or Fractional Drills 1/16" to 1/2". Overall size: 5 1/2" x 2 5/8" x 1 1/2".

**No. 826** Huot Drill Stand.


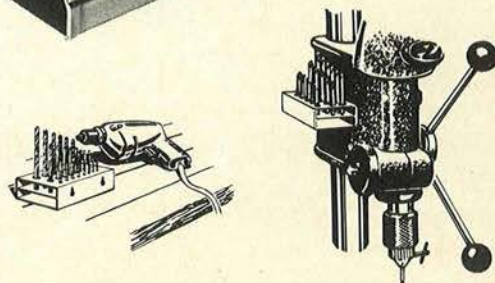
For Letter Drills A to Z.

Overall size: 5 1/2" x 2 5/8" x 1 1/2".

**No. 860** Huot Drill Stand.

For Wire Gauge Drills No. 1 to 60.

Overall size: 5 1/4" x 1 5/8" x 1 1/4".

**No. 829****No. 860**





**SOLD BY**



550 NORTH WHEELER  
SAINT PAUL, MINN.  
55104

MARK OF OUTSTANDING QUALITY



FORM  
1171